

**March 2016 Harvard specific
supplement to the AAU campus
survey report**

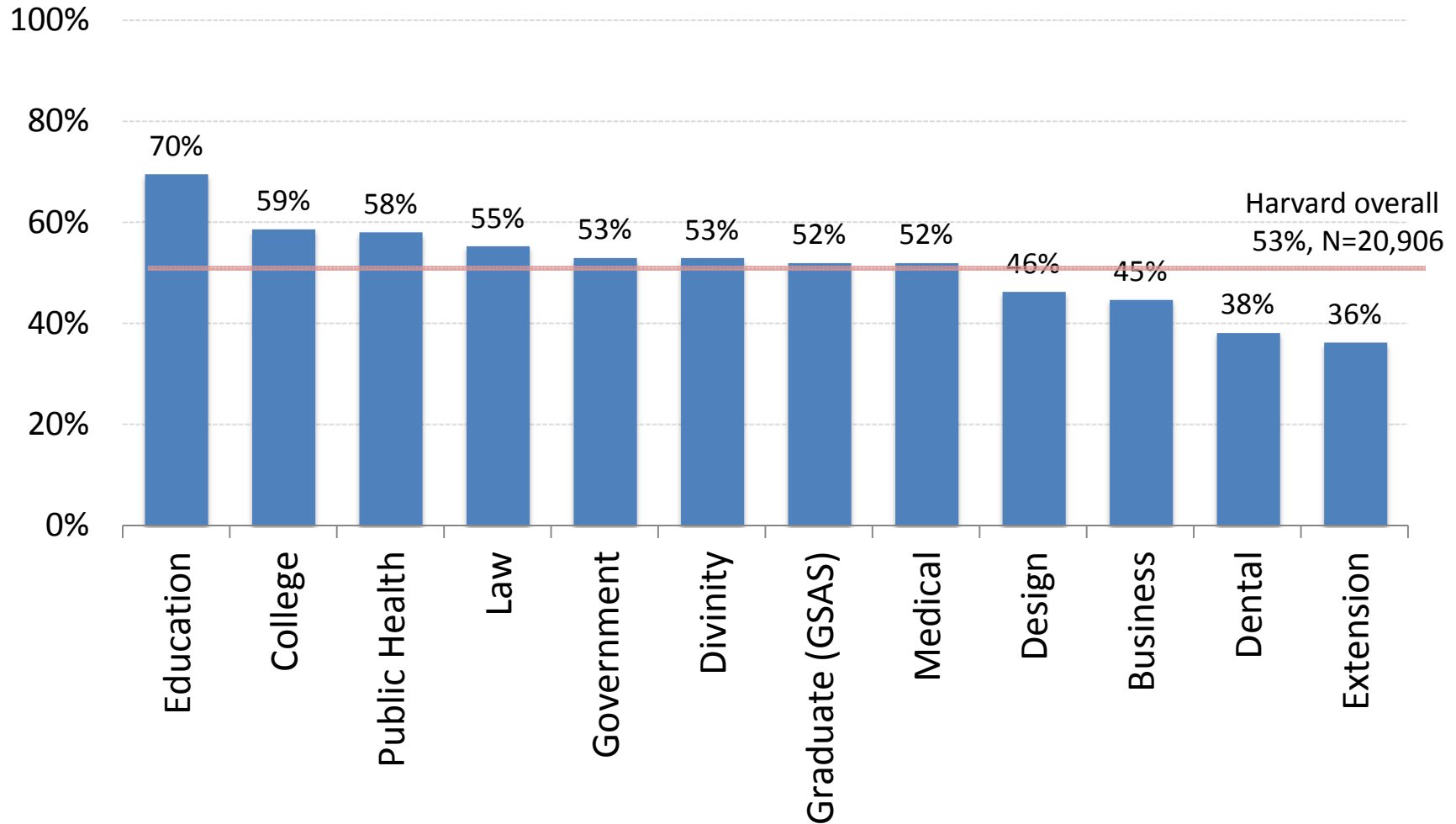
Office of Institutional Research
Harvard University

Overview

The Sexual Conduct Survey was administered to all degree-seeking students at Harvard during a three week period in April/May, 2015. Twenty-seven AAU (Association of American Universities) institutions, a mix of privates and publics, administered the same instrument. This group of institutions contracted with the vendor Westat to administer the survey and summarize results to ensure anonymity of student respondents. Westat's Harvard-specific report of the results is available here: [Companion Report on Harvard's Sexual Conduct Survey Results.](#)

The exhibits provided here extend and supplement Westat's analyses not included in the AAU/Westat reports, such as Harvard school-level results, and not previously provided September, 2015. Some exhibits are prefaced by question-specific language for context.

Participation rates by Harvard School



Unweighted population Ns (the number of students invited to participate):

Pop = 902	Pop = 6,516	Pop = 847	Pop = 1,965	Pop = 847	Pop = 331	Pop = 3,849	Pop = 807	Pop = 790	Pop = 1,891	Pop = 251	Pop = 1,923
-----------	-------------	-----------	-------------	-----------	-----------	-------------	-----------	-----------	-------------	-----------	-------------

See Westat report Table A for participation rates by respondent characteristics

Explanation of weighted estimates

School	N, weighted estimate	Standard error
Business	1921	38
College	6586	19
Dental	186	13
Design	766	32
Divinity	321	18
Education	1221	31
Extension	1406	28
Government	1013	32
Graduate (GSAS)	3634	49
Law	2033	35
Medical	766	29
Public Health	990	34

Above are the weighted estimates of the population N for each Harvard School from which the prevalence rates in this deck are derived. School affiliation was not used as a variable in Westat's raking procedure, therefore weighted estimates above may vary to some extent from true population numbers. To test the impact of this, we constructed a new set of weights that factored school affiliation in the raking procedure but we did not observe an effect on the prevalence rates. For a description of the methodology Westat used to construct the weights, see section 2.6 in the Westat report.

Outline

- 1. Prevalence, primarily of sexual misconduct**
2. Additional information about incident and perpetrator characteristics
3. Additional information about resources, knowledge, climate

What does prevalence mean?

The **fraction of people** in the population (e.g., Harvard undergraduates) who are estimated to have experienced one or more assaults during the measurement period.

The measurement period may vary. For example:

1. Current academic year: “since the beginning of the fall 2014 term”
2. Since entering Harvard (note that this measurement period does not allow for direct comparability across cohorts of students, e.g., those who have been on campus one year compared to those who have been on campus six years)
3. Since entering Harvard, College seniors only

If a person has been assaulted one or more times, they are counted once in a measure of “prevalence.”

Prevalence is not a measure of the number of incidents.

Sexual assault and misconduct definitional categories used in the survey and reports

- Penetration involving force
- Attempted penetration involving force
- Sexual touching involving force
- Penetration involving incapacitation
- Sexual touching involving incapacitation
- Nonconsensual sexual contact involving coercion
- Nonconsensual sexual contact involving absence of affirmative consent
- Harassment
- Stalking
- Intimate partner violence

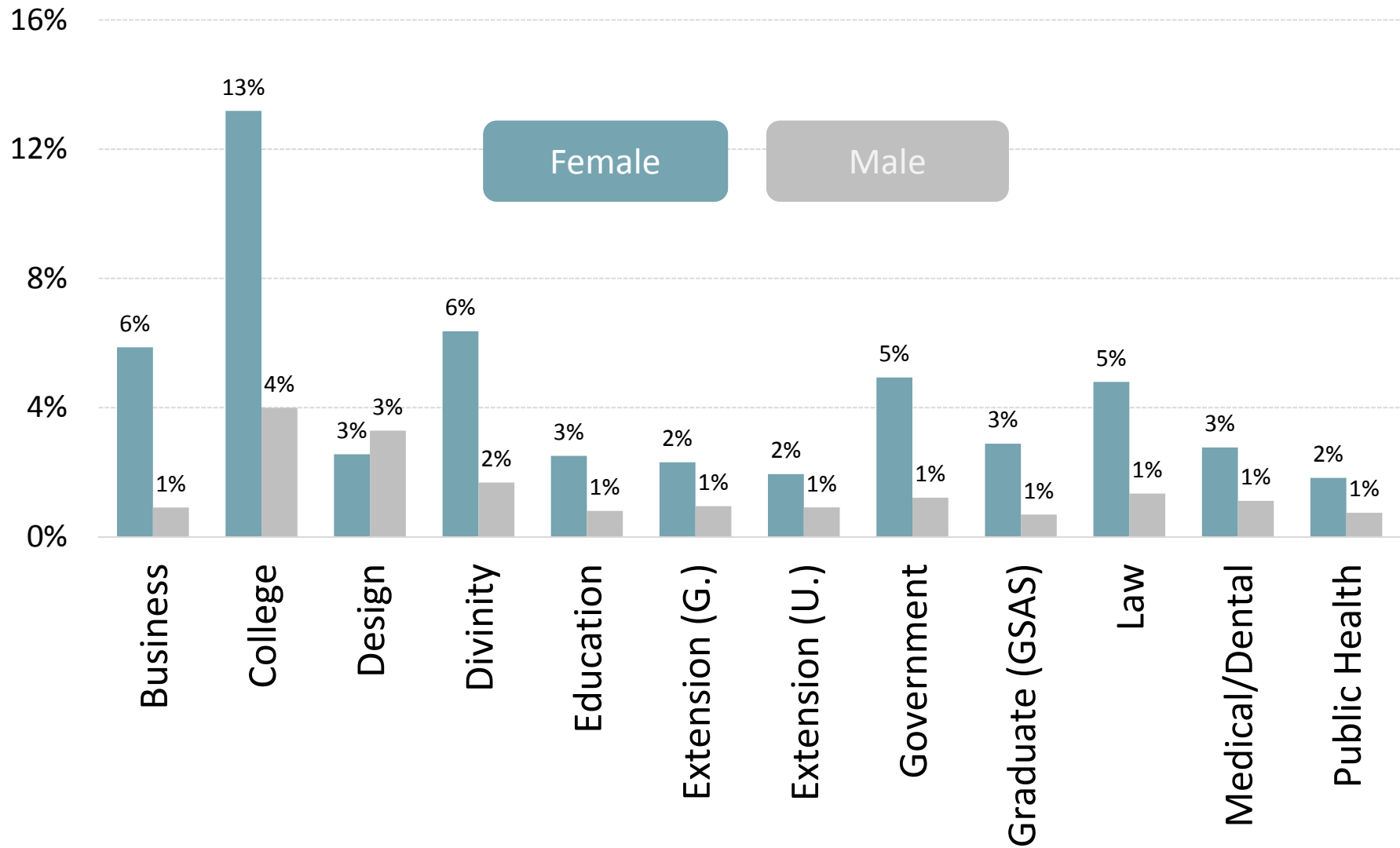
Attempted and completed penetration and sexual touching collectively referenced as “nonconsensual sexual contact.” If involving force or incapacitation referenced as “Sexual **Assault**”

Most of these prevalence exhibits are included in the September 2015 Supplement to the AAU campus survey report

Collectively referenced as “Sexual **Misconduct**” relative to the above

Prevalence exhibits provided in this supplement

Percent of Harvard students reporting nonconsensual sexual contact involving physical force or incapacitation in the current year, by gender and Harvard School



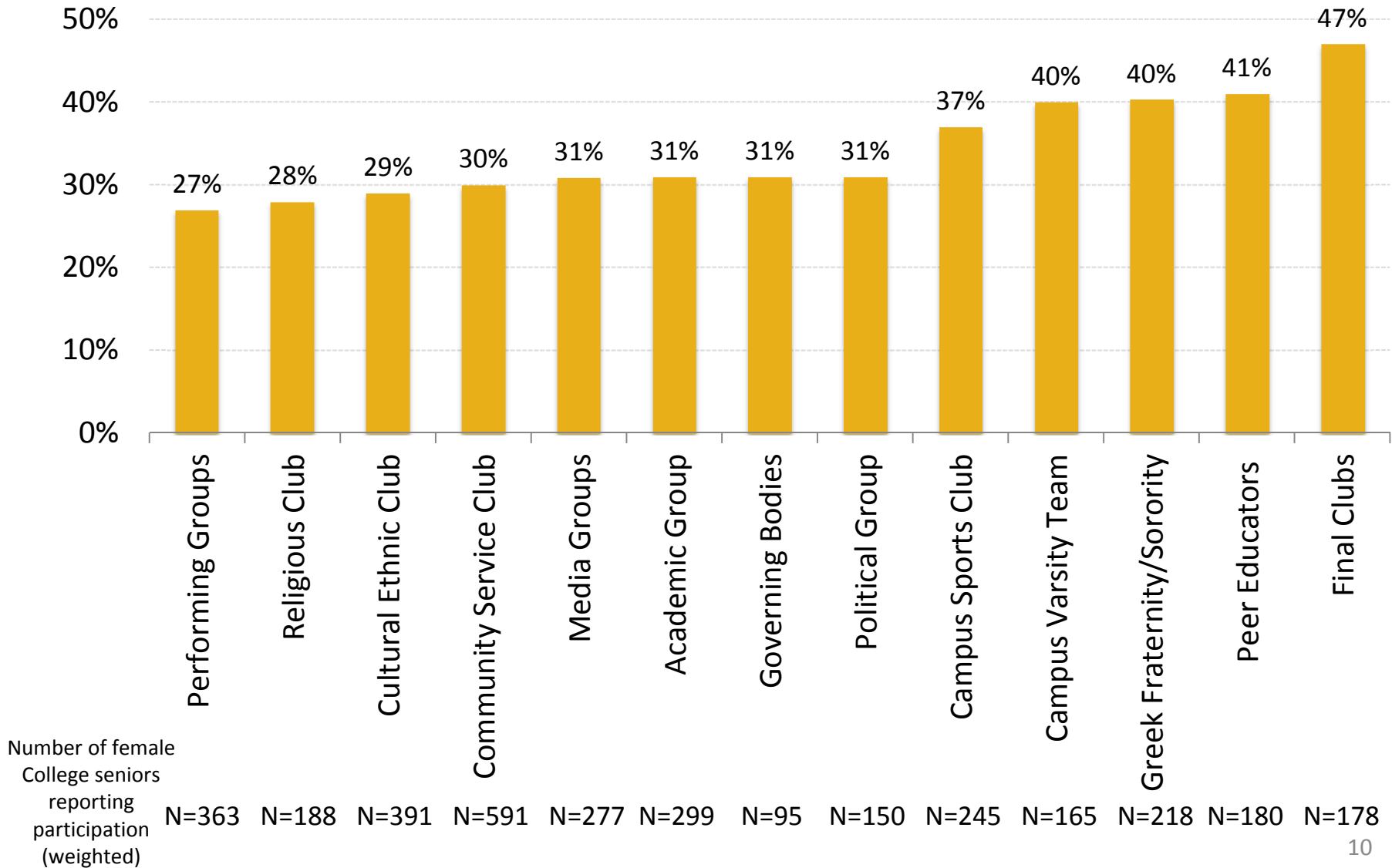
Question language:

A16. Since you have been a student at [University], have you been a member of or participated in any of the following? (Mark all that apply)

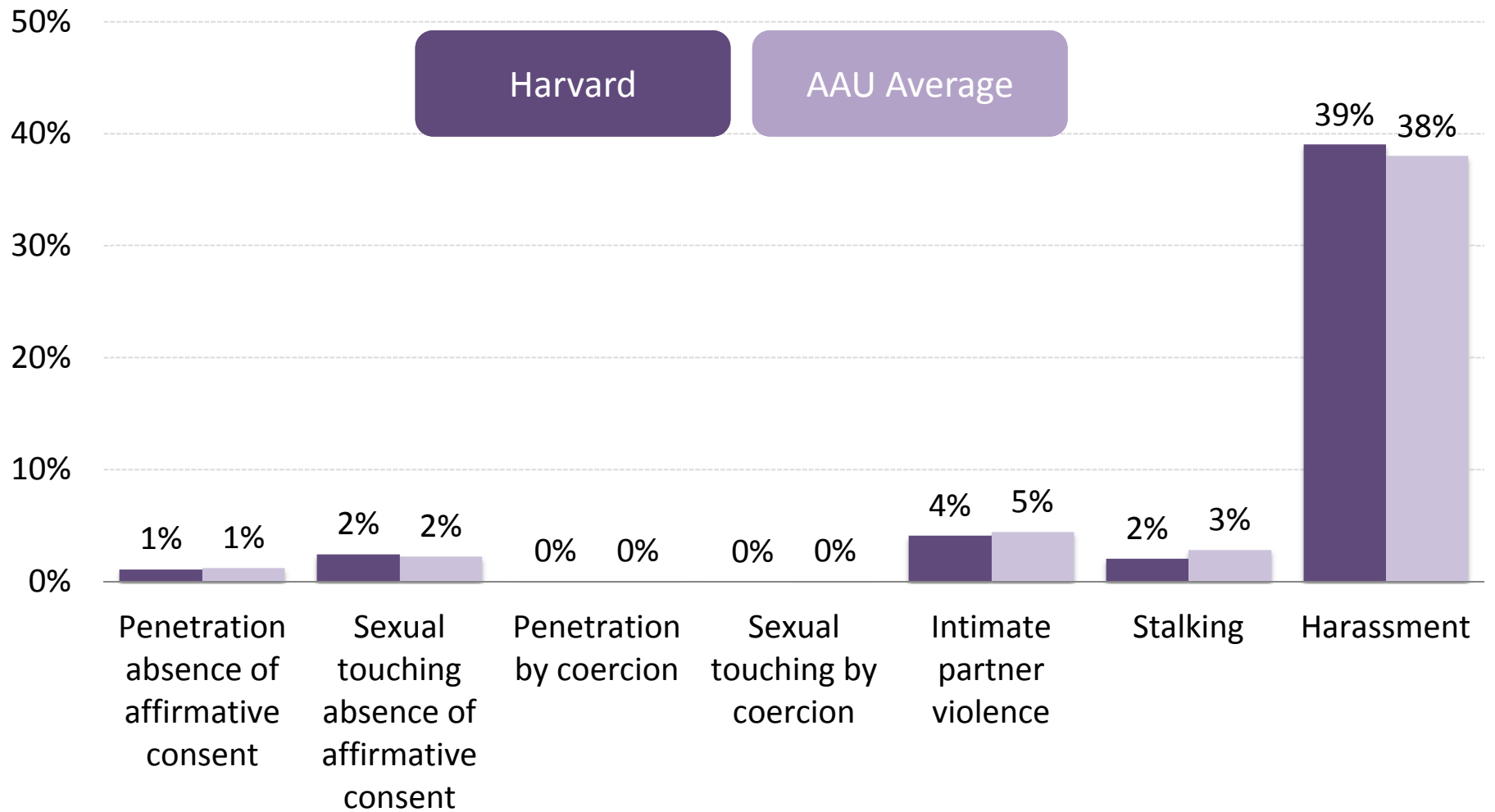
[Harvard Specific List]

- Academic group (e.g., math club, philosophy club)
- Advocacy association (e.g., Amnesty International, Living Wage Advocacy, Sierra Club)
- Campus sports club (e.g., rugby club, Kendo club)
- Campus varsity team (e.g., basketball, softball, soccer)
- Cultural/ethnic clubs (e.g., Black Students Association, Chinese Student Association)
- Final clubs
- Governing bodies (e.g., student government, residence hall association)
- Greek fraternity or sorority
- Media (e.g., Crimson, The Harbus, other campus newspaper, radio station)
- Performing group (e.g., school band, dance team)
- Political (e.g., Young Republicans, College Democrats)
- Peer educators (e.g., Drug & Alcohol Peer Advisors, Peer Advising Fellows)
- Religious (e.g., Korean Campus Ministry, World Peace Buddhist Club)
- Community service club (e.g., Phillips Brooks House Association, Special Olympics Volunteers Club, Habitat for Humanity)
- Other campus-based club or organization

Percent of female Harvard College seniors reporting nonconsensual sexual contact involving physical force or incapacitation since entering college, by participation in student organization



Percent of students reporting sexual misconduct in the current year



Question Language: Harassment – Definition

These next questions ask about situations in which a student at [University], or someone employed by or otherwise associated with [University] said or did something that

- interfered with your academic or professional performance,
- limited your ability to participate in an academic program, or
- created an intimidating, hostile or offensive social, academic or work environment

Question Language: Harassment – Types

D1. Since you have been a student at [], has a student, or someone employed by or otherwise associated with [] made sexual remarks or told jokes or stories that were insulting or offensive to you?

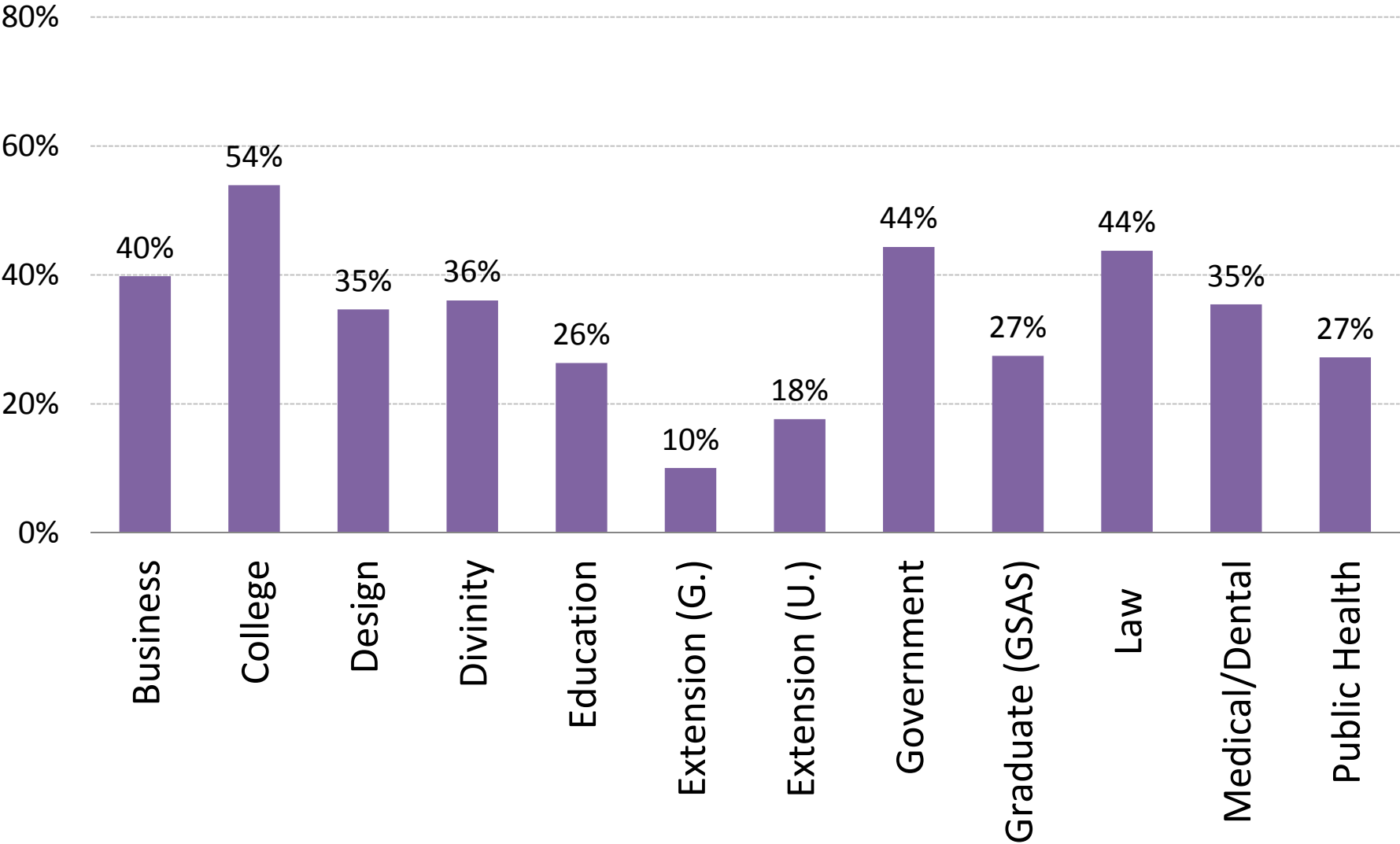
D2. Since you have been a student at [], has a student, or someone employed by or otherwise associated with [] made inappropriate or offensive comments about your or someone else's body, appearance or sexual activities?

D3. Since you have been a student at [], has a student, or someone employed by or otherwise associated with [] said crude or gross sexual things to you or tried to get you to talk about sexual matters when you didn't want to?

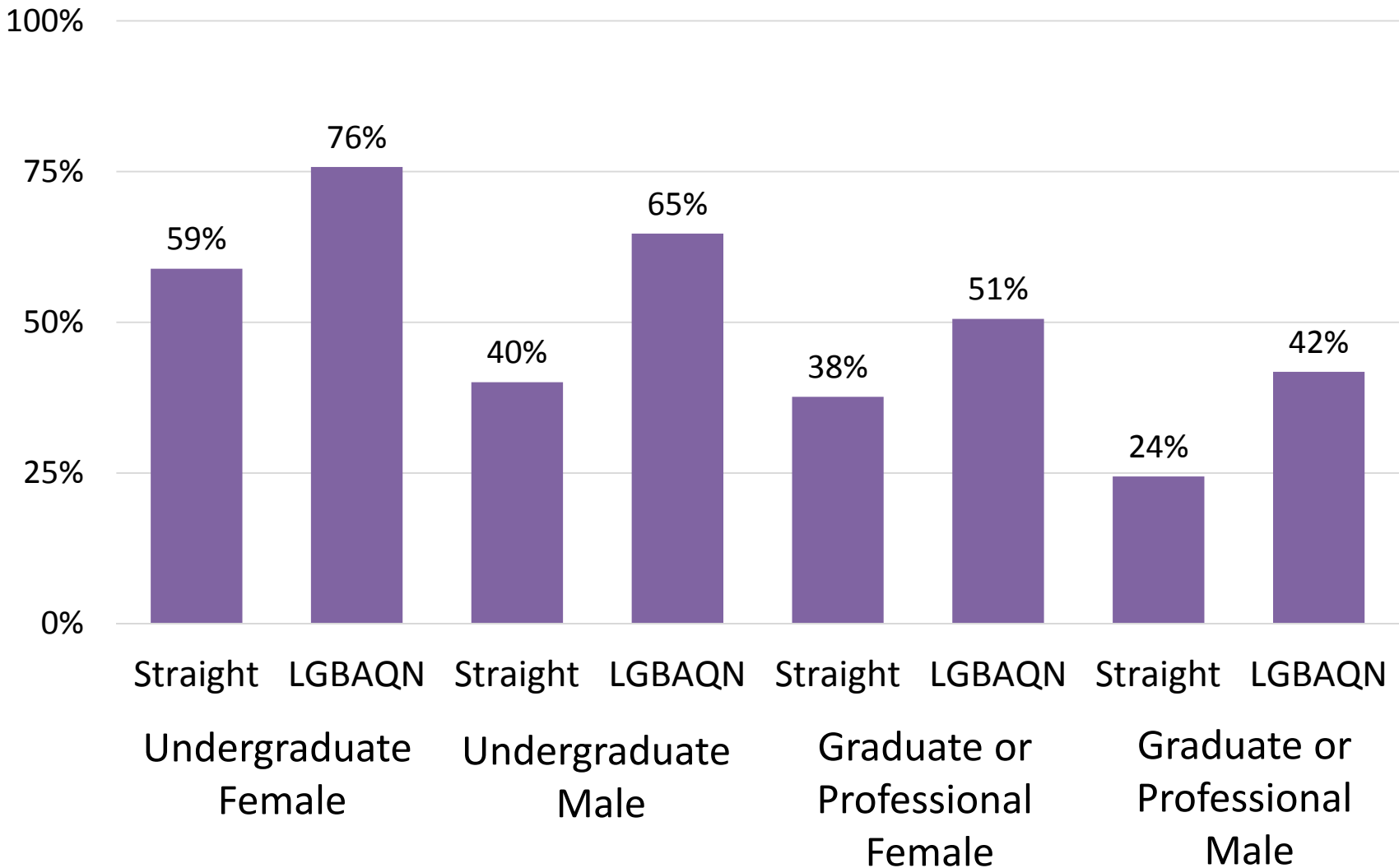
D4. Since you have been a student at [], has a student, or someone employed by or otherwise associated with [] emailed, texted, tweeted, phoned, or instant messaged offensive sexual remarks, jokes, stories, pictures or videos to you that you didn't want

D5. Since you have been a student at [], has a student, or someone employed by or otherwise associated with [] continued to ask you to go out, get dinner, have drinks or have sex even though you said, "No"?

Percent of Harvard students reporting harassment in the current year, by Harvard School

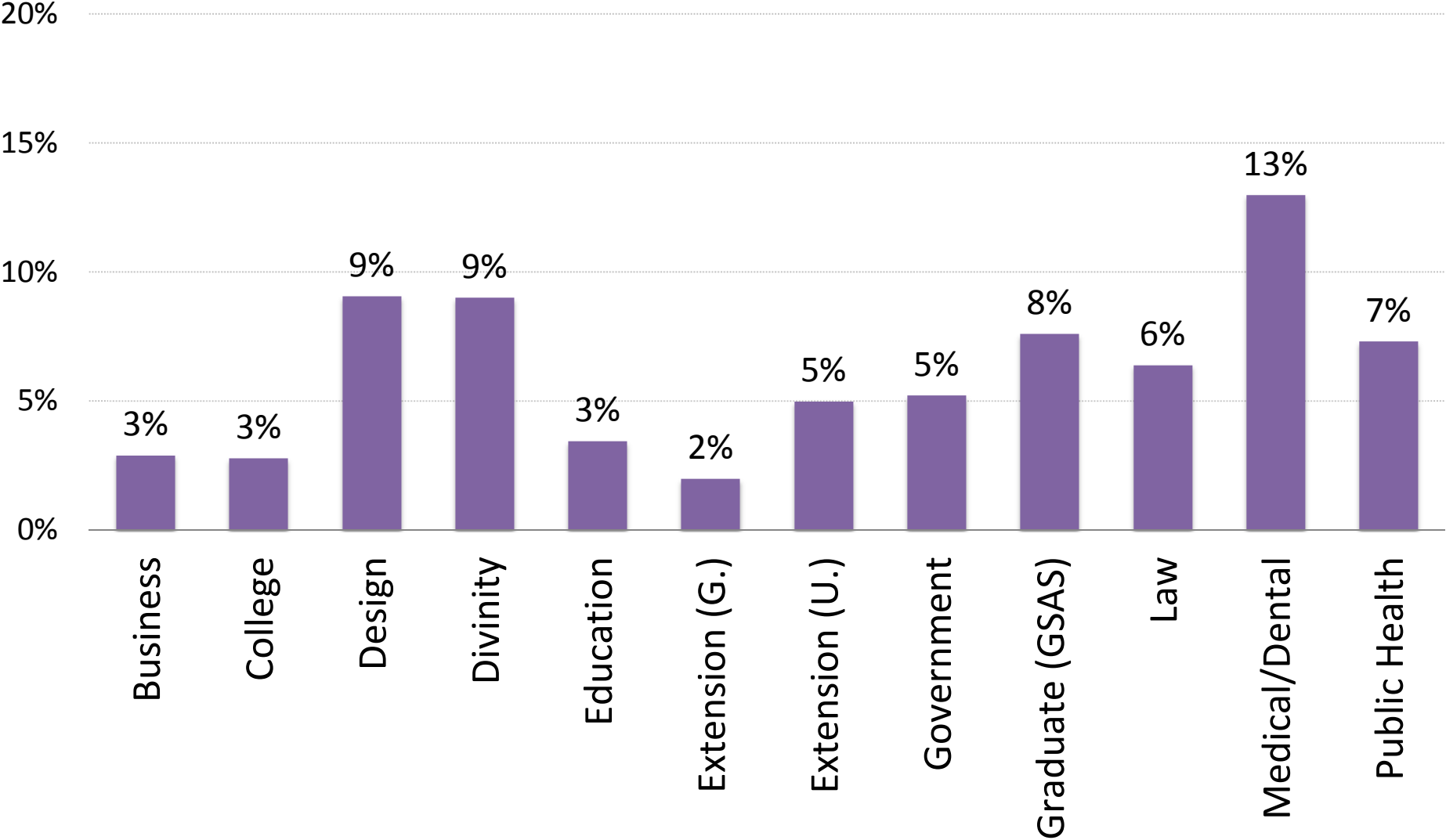


Percent of Harvard students reporting harassment in the current year by gender, undergraduate/graduate, and sexual orientation



- LGBAQN includes response categories from the sexual orientation question on the survey: Lesbian or Gay, Bisexual, Asexual, Questioning, and Not Listed. ¹⁵

Percent of Harvard students reporting harassment by faculty or instructor in the current year, by Harvard School



Question Language: Penetration and Sexual Touching Absence of Affirmative Consent

The next questions ask about incidents that occurred without your active, ongoing voluntary agreement.

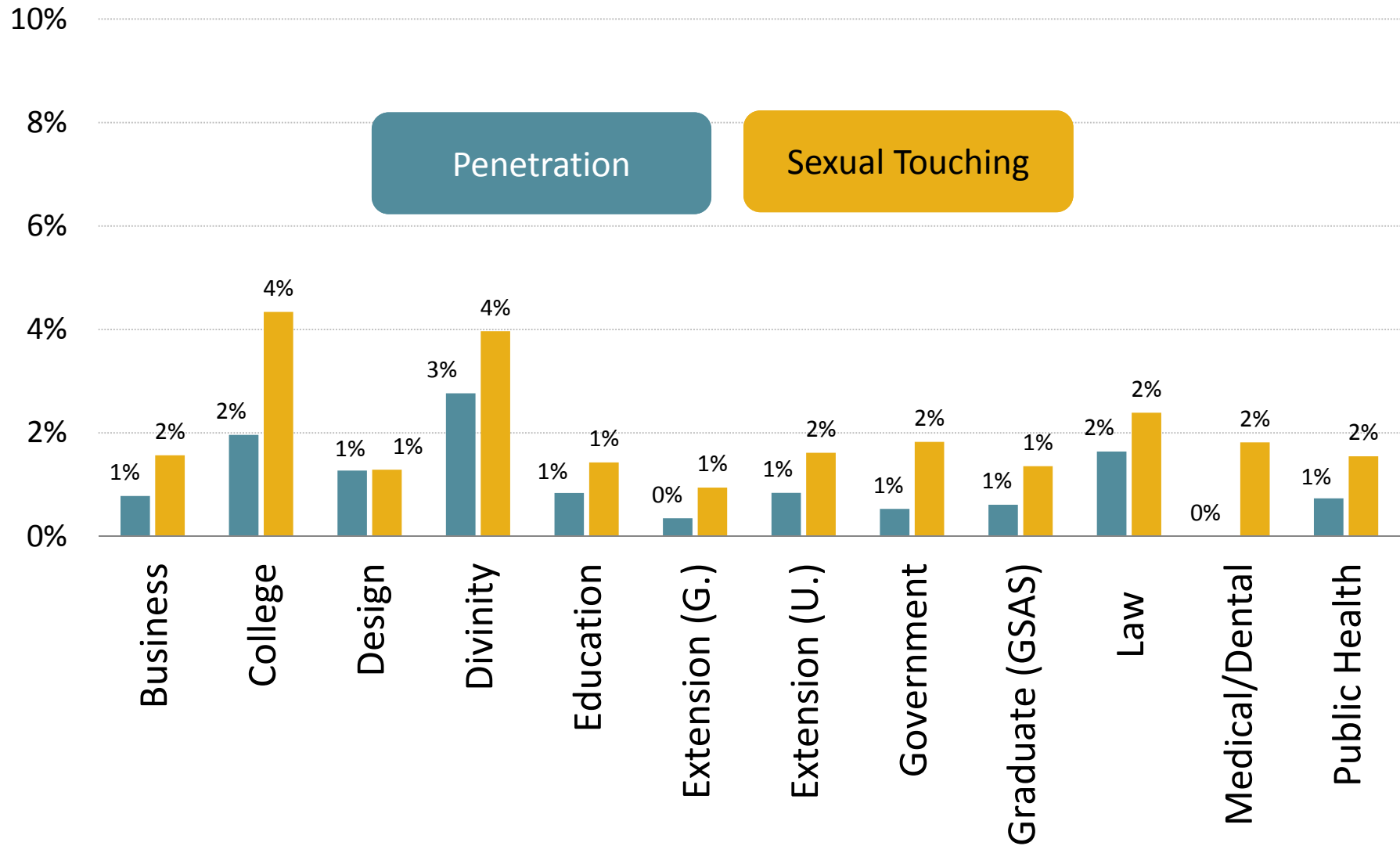
G8. Since you have been a student at [], has someone had contact with you involving penetration or oral sex without your active, ongoing voluntary agreement? Examples include someone:

- initiating sexual activity despite your refusal
- ignoring your cues to stop or slow down
- went ahead without checking in or while you were still deciding
- otherwise failed to obtain your consent

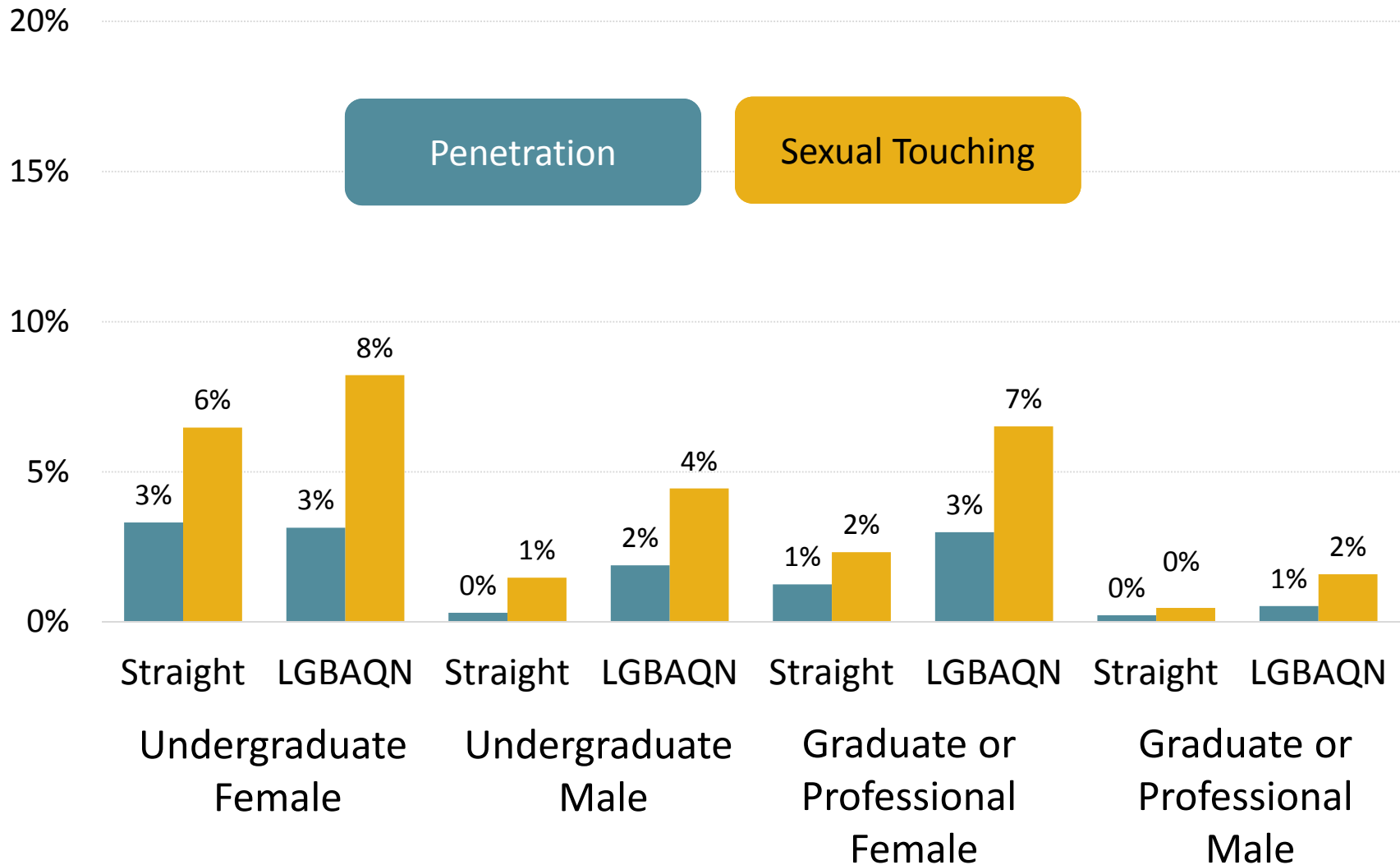
G9. Since you have been a student at [], has someone kissed or sexually touched you without your active, ongoing voluntary agreement? Examples include:

- initiating sexual activity despite your refusal
- ignoring your cues to stop or slow down
- went ahead without checking in or while you were still deciding
- otherwise failed to obtain your consent

Percent of Harvard students reporting penetration or sexual contact by absence of affirmative consent in the current year, by Harvard School



Percent of Harvard students reporting penetration or sexual contact by absence of affirmative consent in the current year by gender, undergraduate/graduate, and sexual orientation



- LGBTQAQN includes response categories from the sexual orientation question on the survey: Lesbian or Gay, Bisexual, Asexual, Questioning, and Not Listed.

Question language:

Penetration and Sexual Touching by Coercion

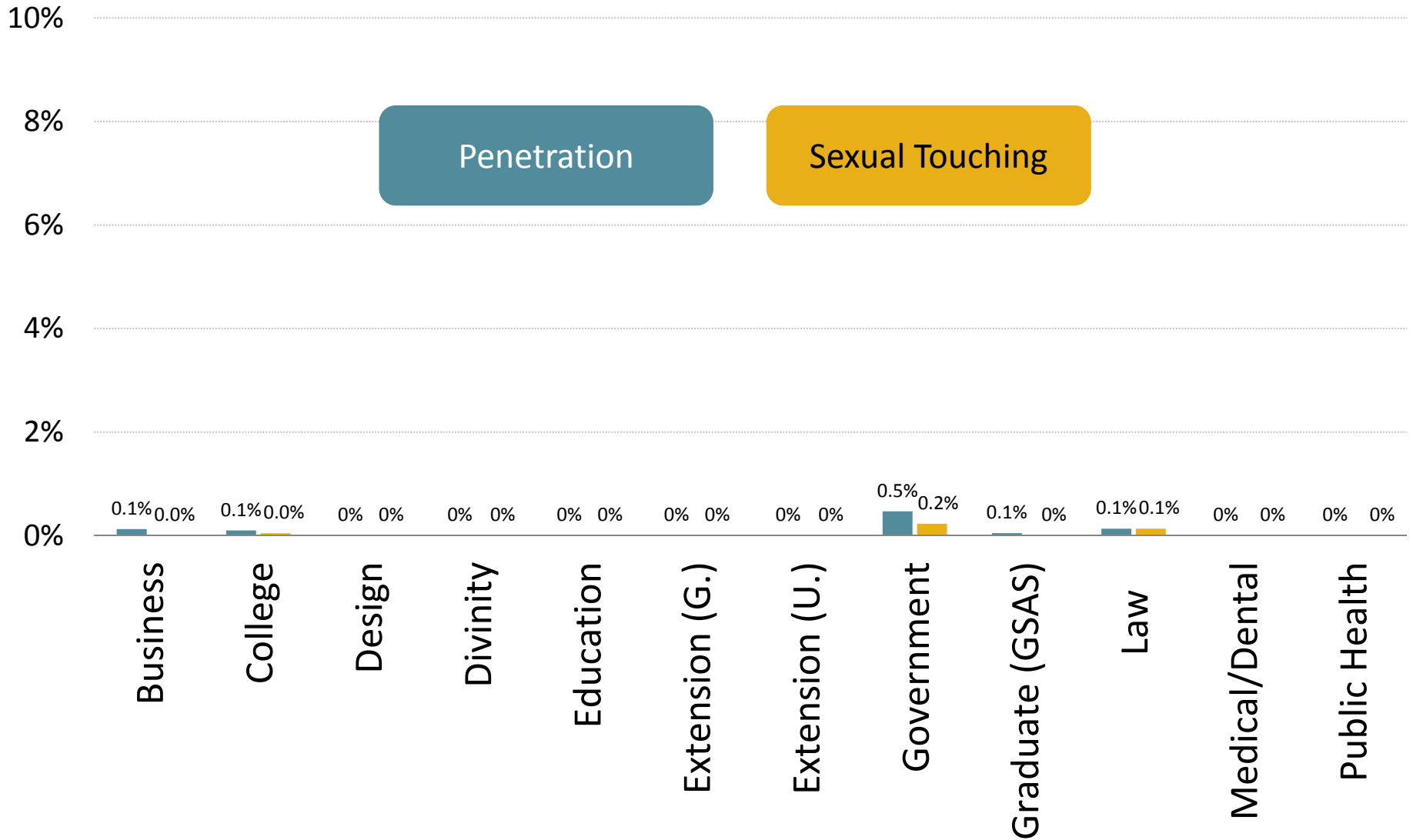
G6. Since you have been a student at [], has someone had contact with you involving penetration or oral sex by threatening serious non-physical harm or promising rewards such that you felt you must comply? Examples include:

- Threatening to give you bad grades or cause trouble for you at work
- Promising good grades or a promotion at work
- Threatening to share damaging information about you with your family, friends or authority figures
- Threatening to post damaging information about you online

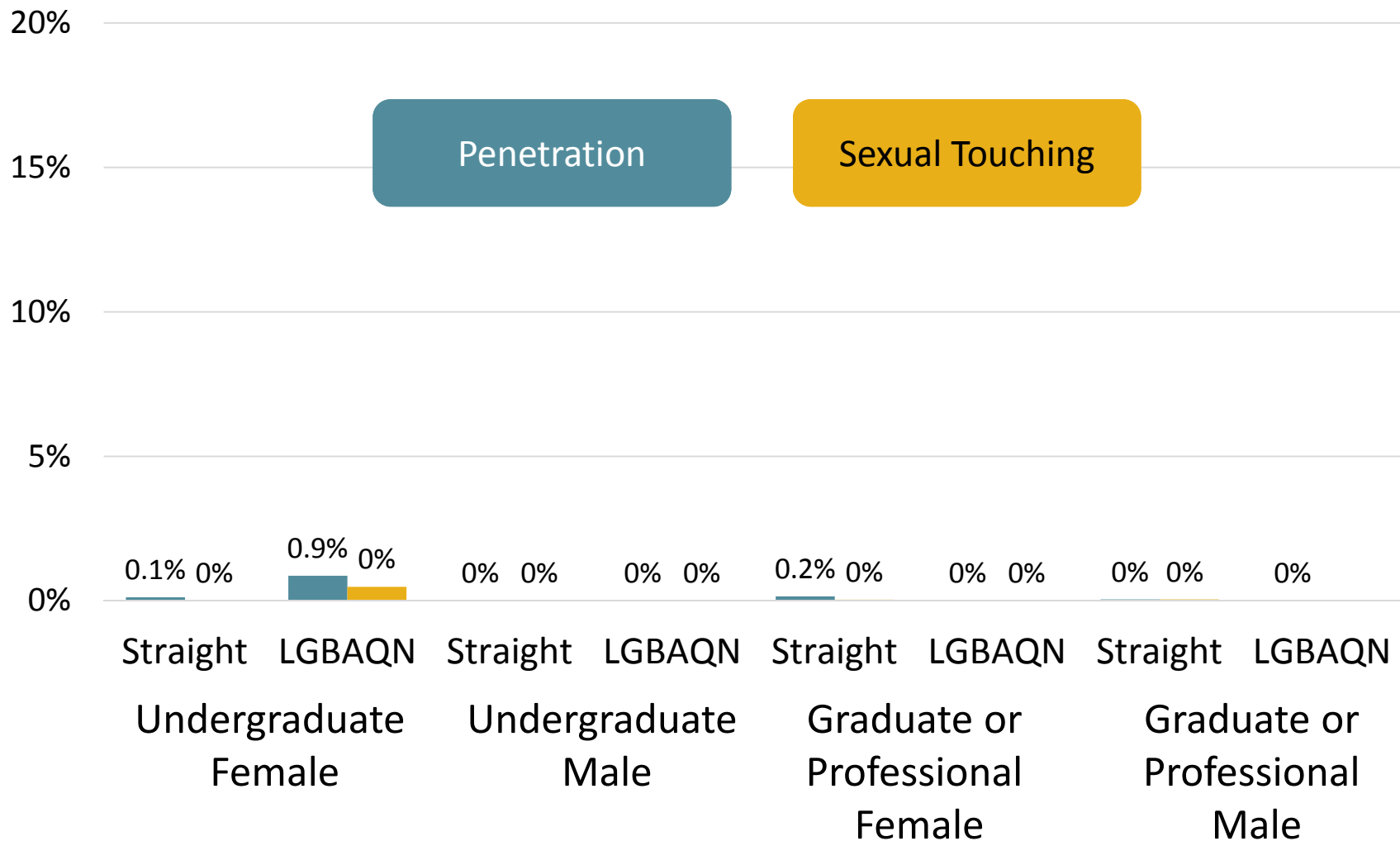
G7. Since you have been a student at [University], has someone had contact with you involving kissing or other sexual touching by threatening serious non-physical harm or promising rewards such that you felt you must comply? Examples include:

- Threatening to give you bad grades or cause trouble for you at work
- Promise good grades or a promotion at work
- Threatening to share damaging information about you with your family, friends or authority figures
- Threatening to post damaging information about you online

Percent of Harvard students reporting penetration or sexual touching by coercion in the current year, by Harvard School



Percent of Harvard students reporting penetration or sexual touching by coercion in the current year by gender, undergraduate/graduate, and sexual orientation



- LGBAQN includes response categories from the sexual orientation question on the survey: Lesbian or Gay, Bisexual, Asexual, Questioning, and Not Listed.

Question language:

Intimate Partner Violence

Earlier in the survey you indicated that you have been in a partnered relationship at least part of the time since you have been a student at [University]. People treat their partner in many different ways. The next section asks you questions about your relationship with your partner(s). Recall that partnered relationships include:

- casual relationship or hook-up
- steady or serious relationship
- marriage, civil union, domestic partnership or cohabitation

F1. Since you have been a student at [], has a partner controlled or tried to control you? Examples could be when someone:

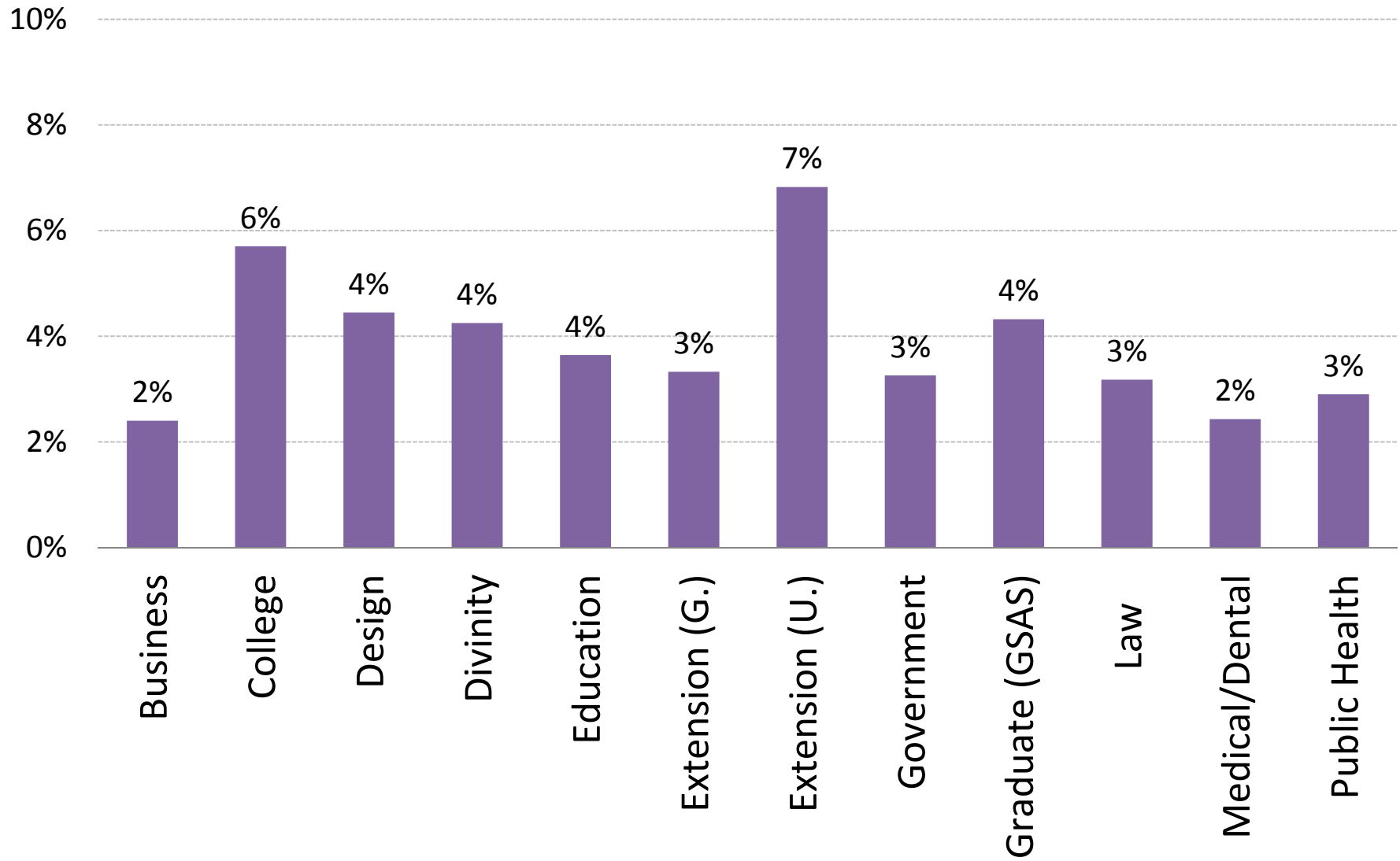
- kept you from going to classes or pursuing your educational goals
- did not allow you to see or talk with friends or family
- made decisions for you such as, where you go or what you wear or eat
- threatened to “out” you to others

F2. Since you have been a student at [], has a partner threatened to physically harm you, someone you love, or themselves?

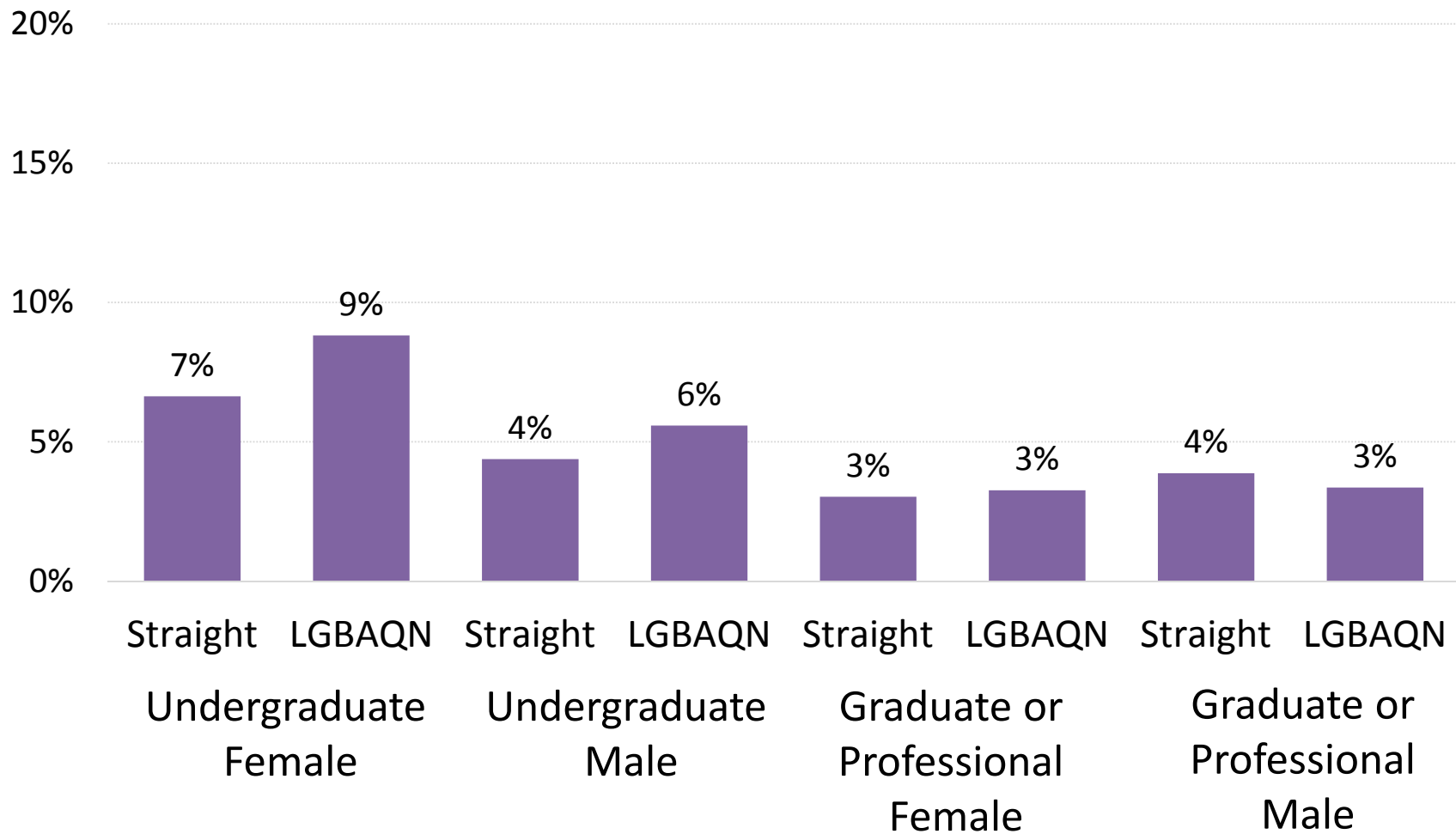
F3. Since you have been a student at [University], has a partner used any kind of physical force against you? Examples could be when someone

- bent your fingers or bit you
- choked, slapped, punched or kicked you
- hit you with something other than a fist
- attacked you with a weapon, or otherwise physically hurt or injured you

Percent of Harvard students reporting intimate partner violence in the current year, by Harvard School



Percent of Harvard students reporting intimate partner violence in the current year by gender, undergraduate/graduate, and sexual orientation



- LGBAQN includes response categories from the sexual orientation question on the survey: Lesbian or Gay, Bisexual, Asexual, Questioning, and Not Listed.

Question Language: Stalking

The next questions ask about instances where someone behaved in a way that made you afraid for your personal safety.

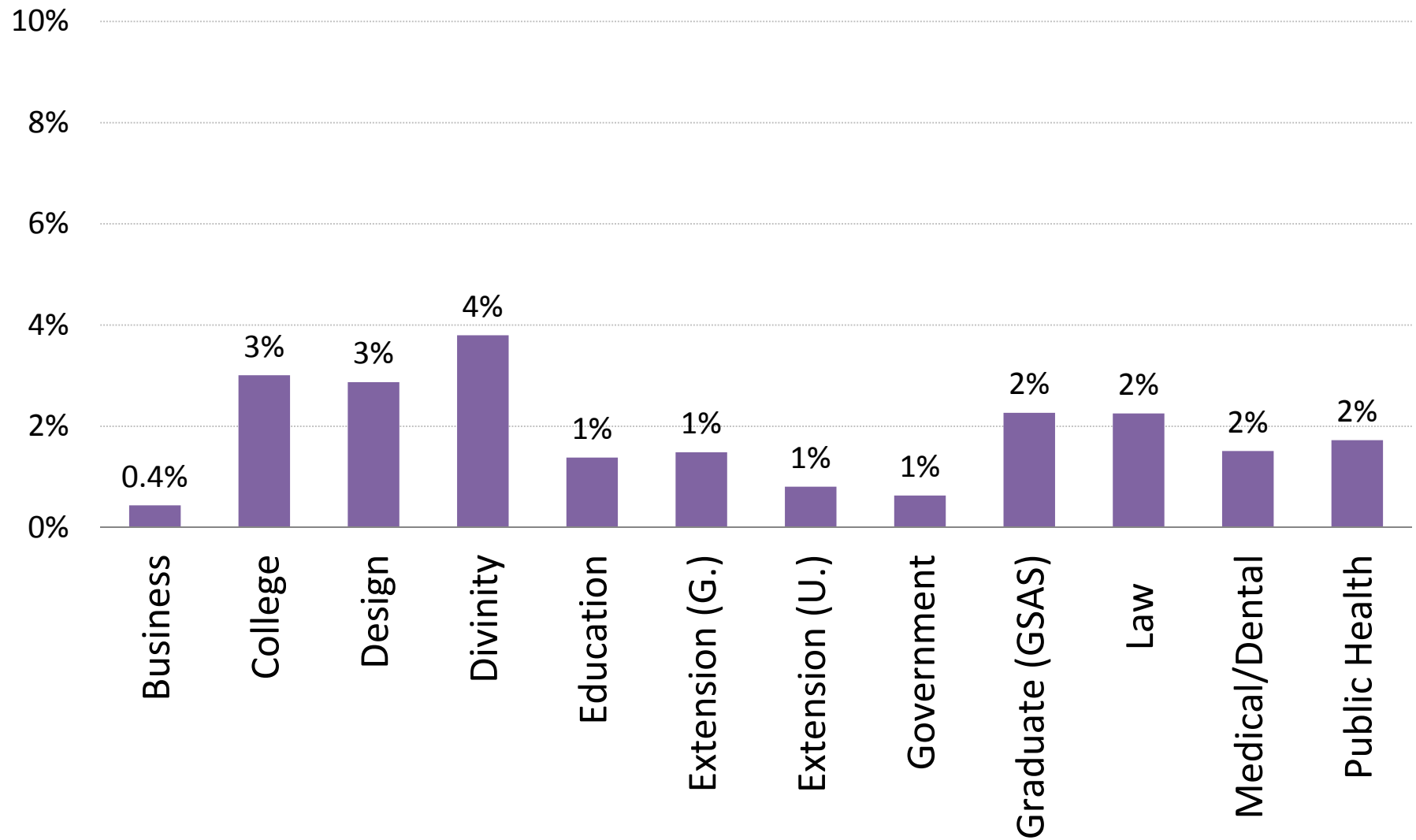
E1. Since you have been a student at [], has someone made unwanted phone calls, sent emails, voice, text or instant messages, or posted messages, pictures or videos on social networking sites in a way that made you afraid for your personal safety?

E1a. Did the same person do this to you more than once since you have been a student at []?

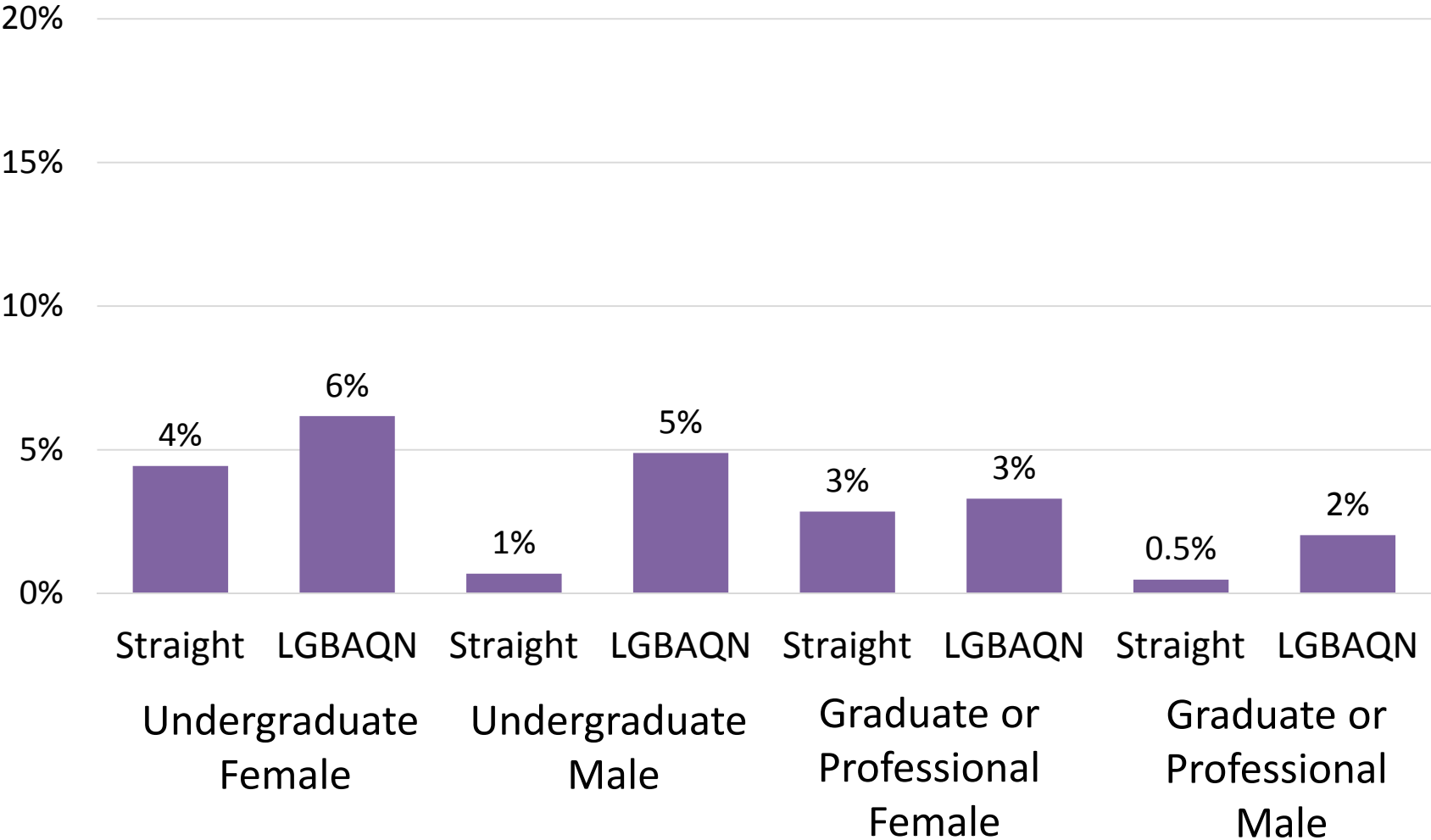
E2. Since you have been a student at [], has someone showed up somewhere or waited for you when you did not want that person to be there in a way that made you afraid for your personal safety?

E3. Since you have been a student at [], has someone spied on, watched or followed you, either in person or using devices or software in a way that made you afraid for your personal safety?

Percent of Harvard students reporting stalking in the current year, by Harvard School



Percent of Harvard students reporting stalking in the current year by gender, undergraduate/graduate, and sexual orientation



- LGBAQN includes response categories from the sexual orientation question on the survey: Lesbian or Gay, Bisexual, Asexual, Questioning, and Not Listed.

Outline

1. Prevalence, primarily of misconduct
- 2. Additional information about incident and perpetrator characteristics**
3. Additional information about resources, knowledge, climate

Question language:

[If one or more incidents were reported]

How (is the person/are the persons) who did this to you associated with [University] (Mark all that apply)

Student

Faculty or instructor

Coach or trainer

Other staff or administrator

Other person affiliated with a university program (ex., internship, study abroad)

The person was not affiliated with [University]

Don't know association with [University]

At the time of (this event/these events), what (was the person's/were the persons') relationship to you? (Mark all that apply)

At the time, it was someone I was involved or intimate with

Someone I had been involved or was intimate with

Teacher or advisor

Co-worker, boss, or supervisor

Friend or acquaintance

Stranger

Other

Don't know

Percent of respondents by gender/affiliation reporting nonconsensual sexual contact by tactic and perpetrator characteristics

	Nonconsensual sexual contact category reported															
	Penetration by force				Sexual touching by force				Penetration by incapacitation				Sexual touching by incapacitation			
	U F	G F	U M	G M	U F	G F	U M	G M	U F	G F	U M	G M	U F	G F	U M	G M
Perpetrator reported affiliation with Harvard																
N (weighted)	221	114	48		421	243	73	77	167	87	46		191	92	103	31
Student	85%	60%	76%		89%	59%	83%	70%	87%	66%	89%		88%	65%	89%	81%
Faculty/instructor	2%	7%	0%		0%	5%	0%	8%	0%	7%	0%		1%	3%	0%	0%
Coach/trainer	0%	0%	0%		0%	0%	0%	0%	0%	0%	0%		0%	0%	0%	0%
Other staff/admin.	0%	4%	5%		0%	3%	0%	6%	0%	2%	0%		0%	0%	0%	0%
Other affiliation	3%	0%	5%		0%	4%	0%	4%	2%	2%	0%		1%	5%	0%	0%
Not affiliated	3%	4%	13%		6%	7%	10%	6%	0%	2%	0%		1%	6%	8%	9%
Unknown affiliation	16%	31%	20%		10%	30%	10%	14%	18%	28%	12%		14%	26%	12%	10%
Respondent relationship with perpetrator																
N (weighted)	221	115	48		422	243	74	77	167	87	47		191	92	103	31
Involved at time	23%	33%	3%		12%	13%	10%	9%	28%	35%	22%		15%	9%	13%	5%
Involved in past	12%	16%	8%		8%	8%	6%	0%	16%	13%	18%		9%	6%	8%	14%
Teacher/advisor	2%	4%	0%		0%	3%	0%	5%	0%	3%	0%		0%	3%	0%	0%
Coworker/supervisor	2%	2%	0%		0%	3%	2%	4%	1%	6%	8%		1%	8%	2%	0%
Friend/aquaintance	61%	44%	58%		47%	61%	50%	78%	63%	55%	40%		60%	72%	62%	66%
Stranger	27%	11%	39%		52%	23%	40%	18%	24%	13%	21%		34%	18%	27%	9%
Other	1%	6%	0%		3%	3%	3%	0%	1%	2%	0%		2%	1%	4%	0%
Don't know	0%	0%	0%		0%	1%	6%	0%	0%	0%	0%		0%	0%	2%	6%

Notes:

- Highlighted columns indicate small cell sizes in which denominators are less than 30
- U = Undergraduate; G = Graduate or professional; F = Female; M = Male

Percent of respondents by gender/affiliation reporting nonconsensual sexual misconduct by category and perpetrator characteristics

	Sexual misconduct category reported															
	Harassment				Stalking				Penetration AAC				Sexual Touching AAC			
	U F	G F	U M	G M	U F	G F	U M	G M	U F	G F	U M	G M	U F	G F	U M	G M
	Perpetrator reported affiliation with Harvard															
N (weighted)	2436	3247	1885	2404	180	265	60	69	236	168	41	38	331	254	103	68
Student	96%	86%	98%	88%	47%	49%	59%	33%	82%	59%	73%	85%	92%	67%	88%	76%
Faculty/instructor	7%	22%	3%	15%	3%	5%	0%	8%	1%	1%	0%	0%	1%	4%	0%	7%
Coach/trainer	0%	0%	1%	0%	0%	0%	0%	0%	0%	0%	0%	0%	0%	0%	0%	0%
Other staff/admin.	3%	7%	2%	6%	4%	8%	3%	14%	0%	3%	0%	0%	0%	2%	0%	0%
Other affiliation	3%	4%	1%	2%	4%	6%	0%	3%	2%	5%	0%	0%	1%	1%	2%	6%
Not affiliated	4%	4%	3%	6%	8%	12%	6%	17%	1%	2%	5%	0%	3%	8%	4%	4%
Unknown affiliation	6%	4%	5%	3%	43%	35%	32%	37%	20%	39%	41%	38%	9%	26%	16%	24%
	Respondent relationship with perpetrator															
N (weighted)	2436	3248	1884	2404	179	265	60	69	236	168	41	38	330	255	102	69
Involved at time	11%	4%	3%	2%	10%	6%	6%	9%	44%	54%	59%	34%	20%	19%	8%	13%
Involved in past	11%	5%	4%	3%	20%	19%	24%	25%	19%	18%	8%	34%	7%	8%	15%	15%
Teacher/advisor	5%	17%	3%	11%	2%	2%	0%	8%	0%	0%	0%	0%	1%	3%	0%	7%
Coworker/supervisor	3%	11%	2%	11%	5%	10%	0%	12%	1%	2%	0%	0%	0%	3%	0%	0%
Friend/aquaintance	81%	75%	86%	77%	39%	46%	36%	13%	47%	35%	34%	47%	49%	63%	57%	55%
Stranger	43%	18%	30%	16%	37%	26%	37%	31%	17%	5%	27%	12%	4%	16%	29%	22%
Other	4%	7%	5%	6%	6%	15%	6%	11%	1%	3%	0%	4%	1%	2%	4%	2%
Don't know	2%	2%	3%	3%	0%	0%	6%	6%	0%	1%	5%	0%	1%	1%	2%	0%

Notes:

- U = Undergraduate; G = Graduate or professional; F = Female; M = Male
- Perpetrator characteristics were not collected for those reporting intimate partner violence
- Perpetrator associations and relationship with perpetrator among students reporting incidents of penetration or sexual touching by coercion not shown due to small N's

Outline

1. Prevalence, primarily of misconduct
2. Additional information about incident and perpetrator characteristics
- 3. Additional information about resources, knowledge, climate**

Question Language: Sexual Misconduct Prevention Training

Only asked of those enrolled in Academic Year 2014 or 2015

H1. Think back to the orientation when you first came to []. Did that orientation include a training or information session about sexual assault or sexual misconduct?

Yes

No

I didn't attend orientation

I don't remember

H2. Overall, how useful was this session?

Not at all

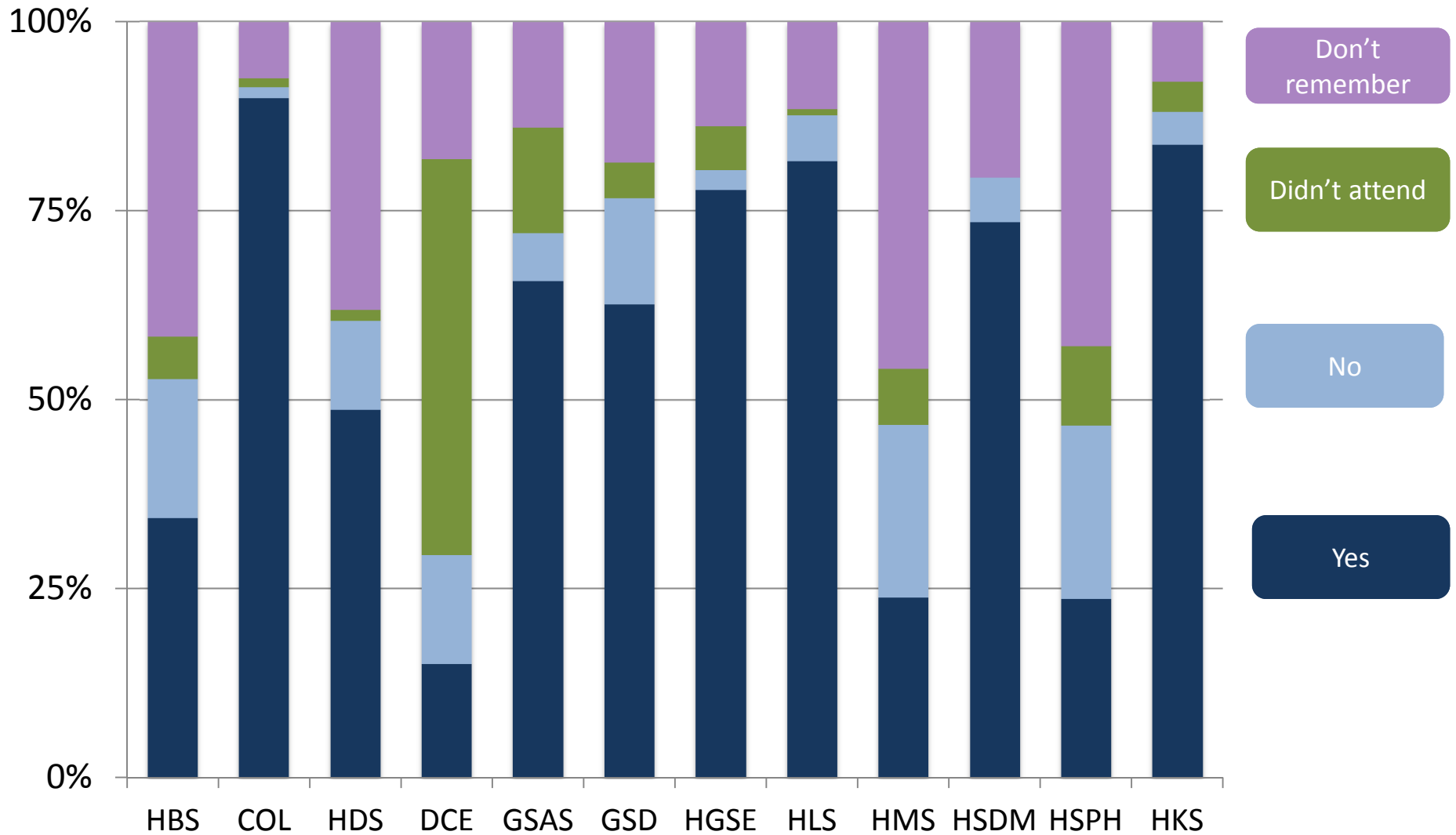
A little

Somewhat

Very

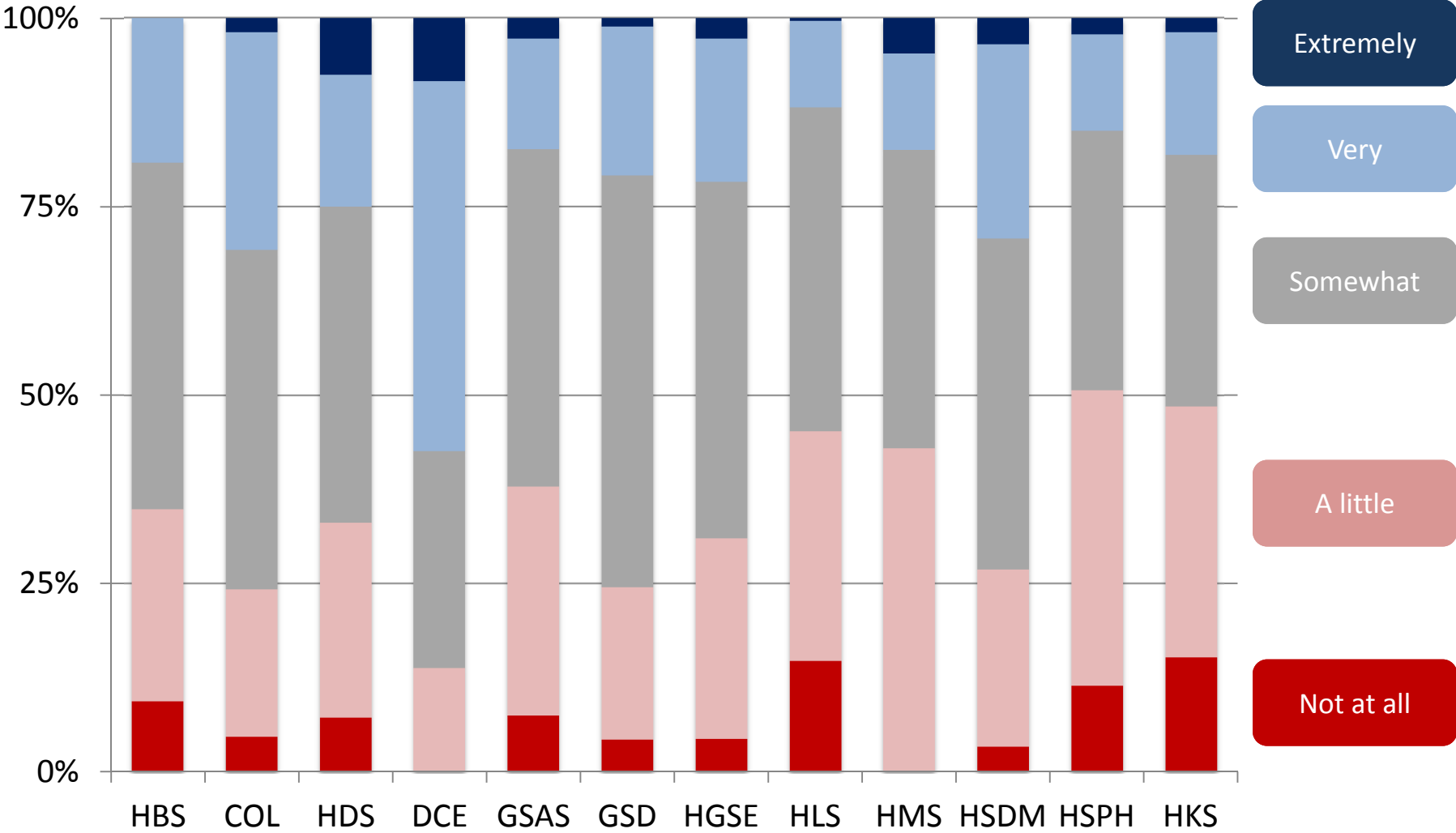
Extremely

Initial orientation included information about sexual assault or sexual misconduct, by Harvard School



See Westat report table 2.1 for knowledge and perceptions about resources related to sexual assault and misconduct by overall, gender, and undergraduate/graduate

Overall usefulness of orientation session, by Harvard School



See Westat report table 2.1 for knowledge and perceptions about resources related to sexual assault and misconduct by overall, gender, and undergraduate/graduate

Question Language: Resources and Knowledge

C1. Are you aware of the services provided by the following? (Mark all that apply)

[University specific list]

None of the above

C2a. How knowledgeable are you about how sexual assault and sexual misconduct are defined at []?

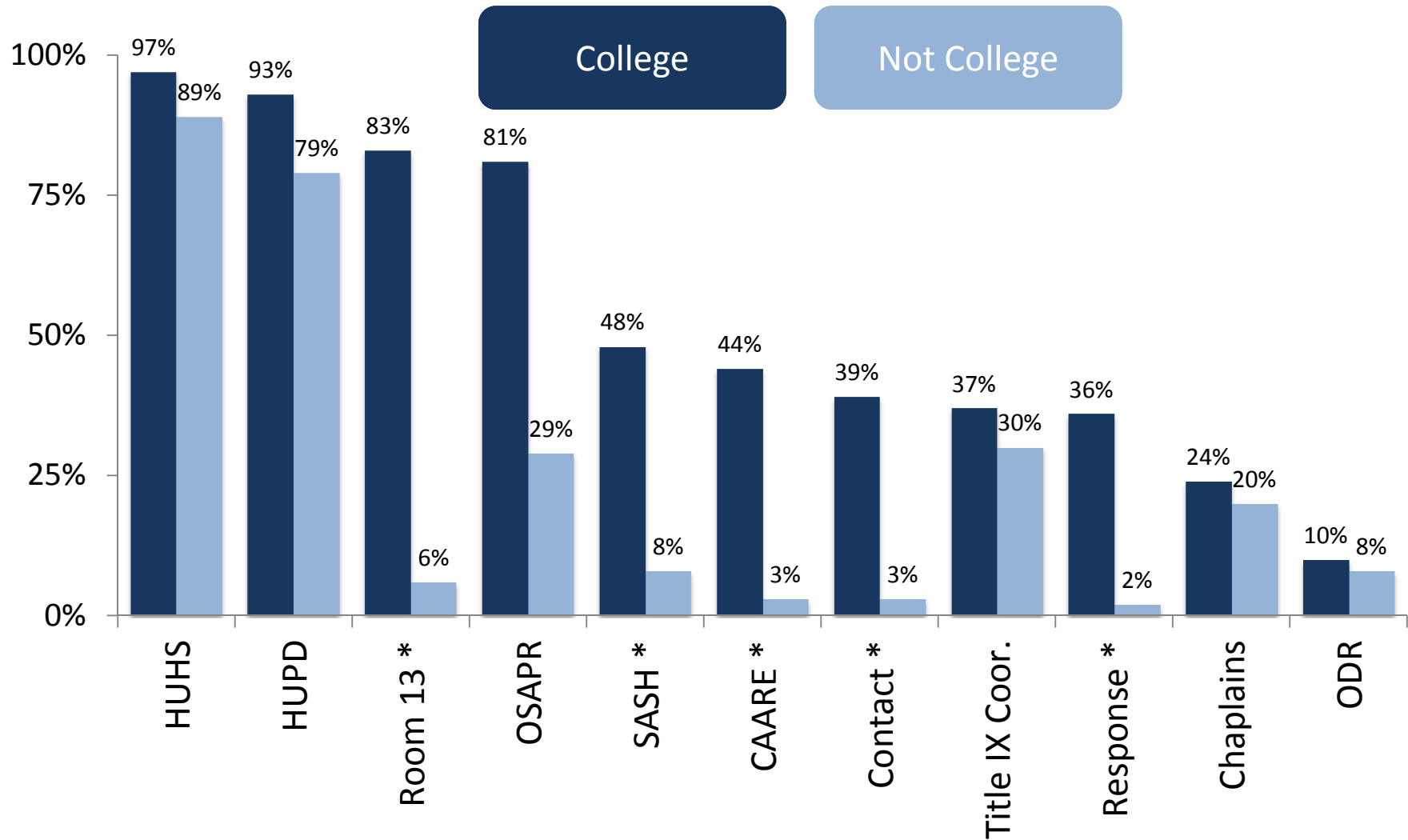
C2b. How knowledgeable are you about where to get help at [] if you or a friend experienced sexual assault or sexual misconduct?

C2c. How knowledgeable are you about where to make a report of sexual assault or misconduct at []?

C2d. How knowledgeable are you about what happens when a student reports an incident of sexual assault or sexual misconduct at []?

Not at all A little Somewhat Very Extremely

Student knowledge about resources related to sexual assault and sexual misconduct, by College/not College



* Undergraduate organization

Perceptions of University response and knowledge about sexual assault policies by undergraduate/graduate, assault/harassment/did not experience

*% of students who responded "Very" or "Extremely" **

0% 10% 20% 30% 40% 50% 60% 70% 80% 90% 100%

How likely is it that campus officials take a report of sexual assault or misconduct seriously?



How likely is it that campus officials would conduct a fair investigation?



How likely is it that campus officials would take action against the offender(s)?



How knowledgeable are you about what happens when a student reports an incident of sexual assault or misconduct?



How knowledgeable are you about how sexual assault and misconduct are defined at Harvard?



How knowledgeable are you about where to get help at Harvard if you or a friend experience sexual assault or misconduct?



■ Undergrads who experienced sexual assault incident
 ◆ Undergrads who experienced harassment incident
 ○ Undergrads who experienced none of the above
■ Grad/prof who experienced sexual assault incident
 ◆ Grad/prof who experienced harassment incident
 ○ Grad/prof who experienced none of the above

* Response categories = "Not at all", "A little", "Somewhat", "Very", "Extremely"

Perceptions of University response and knowledge about sexual assault policies, by gender and orientation



* Response categories = "Not at all", "A little", "Somewhat", "Very", "Extremely"